







Product name	Product group	Production location
Mistral	D2	Hedikhuizen
<p>A mix of different kinds of clay forms the basis for this facing brick. Löss, the local loam of Aeolian origin dating from the Ice Age, is the most important base material. This löss mainly consists of a silt-like fraction, suited ideally for the manufacturing of hand form bricks. By using specific sand types for surface covering, the desired colour is achieved.</p>		
Colour		
unicoloured grey brown		
Format		
Moulding method		Hand form
WF: 209 x 101 x 51 mm LF40: 244 x 92 x 42 mm : 244 x 92 x 42 mm		Between batches the average size and color may slightly differ.
Essential Characteristics - EN771-1		
 0620-CPR-97880		
Dimensional tolerances	T2	
Range	R1	
Active Soluble Salts	S2	
Mean Compressive strength	$\geq 10 \text{ N/mm}^2$	Tested to the bed face
Normalized Compressive strength	$\geq 10 \text{ N/mm}^2$	Tested to the bed face
Dimensional stability	NPD	
Bond Strength general	0,15 N/mm ²	
Bond Strength thin layer	0,30 N/mm ²	
Reaction to fire	A1	Category
Water absorption	$\leq 18\% \text{ m/md}$	
Water vapour permeability	5/10	
Net dry density	1650 kg/m ³ (D1)	
Gross dry density	1530 kg/m ³ (D1)	
Thermal conductivity Lambda 50/50	$\leq 0,43 \text{ W/m.K}$	
Durability against freeze thaw	F2	
Dangerous substances	NL-BSB	According to Annex ZA 3
Other Characteristics		
Initial rate of water absorption - Non-coated Bricks	1,5 - 4,0 kg/m ² .min (IW3)	Value according EN771-1:2011 - 5.3.8
Initial rate of water absorption - Coated bricks	0,5 - 1,5 kg/m ² .min (IW2)	Value according EN771-1:2011 - 5.3.8
Freeze/thaw resistance	NPD	B 27-009
Thermal conductivity Lambda 90/90	NPD	
Thermal conductivity Lambda Ui	NPD	
Thermal conductivity Lambda Ue	NPD	
		
Storage & handling		Cutting
<ul style="list-style-type: none"> - Store packs on a clean surface and cover them - Process from multiple packs at the same time - Follow the Vandersanden processing guidelines 		Cutting with power tools may generate dust. This dust may contain silica or quartz particulate which may constitute a hazard. Persons undertaking work of this nature are advised to wear dust masks (FFP3).
<p>*All our Coated bricks are only coated on the facing sides. Coated products are specially labeled and recognisable with a "C" logo on the top left-hand side of the packaging. Always check if using coated or non-coated bricks. Match the mortar to the specified initial water absorption.</p>		

Product name	Product group	Production location
Mistral	L3	Lanklaar
A mix of different kinds of clay forms the basis for this facing brick. Löss, the local loam of Aeolian origin dating from the Ice Age, is the most important base material. This löss mainly consists of a silt-like fraction, suited ideally for the manufacturing of hand form bricks. By using specific sand types for surface covering, the desired colour is achieved.		
Colour		
unicoloured grey brown		
Format		
Moulding method		Hand form
WF: 212 x 101 x 51 mm DF: 213 x 100 x 65 mm	Between batches the average size and color may slightly differ.	
Essential Characteristics - EN771-1		
 0620-CPR-97884		
Dimensional tolerances	T2	
Range	R1	
Active Soluble Salts	S2	
Mean Compressive strength	$\geq 20 \text{ N/mm}^2$	Tested to the bed face
Normalized Compressive strength	NPD	Tested to the bed face
Dimensional stability	NPD	
Bond Strength general	$0,15 \text{ N/mm}^2$	
Bond Strength thin layer	$0,30 \text{ N/mm}^2$	
Reaction to fire	A1	Category
Water absorption	$\leq 17\% \text{ m/md}$	
Water vapour permeability	5/10	
Net dry density	$1640 \text{ kg/m}^3 \text{ (D1)}$	
Gross dry density	$1530 \text{ kg/m}^3 \text{ (D1)}$	
Thermal conductivity Lambda 50/50	$\leq 0,55 \text{ W/m.K}$	
Durability against freeze thaw	F2	
Dangerous substances	NL-BSB	According to Annex ZA 3
Other Characteristics		
Initial rate of water absorption - Non-coated Bricks	$1,5 - 4,0 \text{ kg/m}^2 \cdot \text{min (IW3)}$	Value according EN771-1:2011 - 5.3.8
Initial rate of water absorption - Coated bricks	$0,5 - 1,5 \text{ kg/m}^2 \cdot \text{min (IW2)}$	Value according EN771-1:2011 - 5.3.8
Freeze/thaw resistance	NPD	B 27-009
Thermal conductivity Lambda 90/90	$0,60 \text{ W/m.K}$	
Thermal conductivity Lambda Ui	$0,644 \text{ W/m.K}$	
Thermal conductivity Lambda Ue	$1,27 \text{ W/m.K}$	
		
Storage & handling		Cutting
<ul style="list-style-type: none"> - Store packs on a clean surface and cover them - Process from multiple packs at the same time - Follow the Vandersanden processing guidelines 		Cutting with power tools may generate dust. This dust may contain silica or quartz particulate which may constitute a hazard. Persons undertaking work of this nature are advised to wear dust masks (FFP3).
*All our Coated bricks are only coated on the facing sides. Coated products are specially labeled and recognisable with a "C" logo on the top left-hand side of the packaging. Always check if using coated or non-coated bricks. Match the mortar to the specified initial water absorption.		

Product name	Product group	Production location
Mistral	V3	Spouwen
A mix of different kinds of clay forms the basis for this facing brick. Löss, the local loam of Aeolian origin dating from the Ice Age, is the most important base material. This löss mainly consists of a silt-like fraction, suited ideally for the manufacturing of hand form bricks. By using specific sand types for surface covering, the desired colour is achieved.		
Colour		
unicoloured grey brown		
Format		
Moulding method		Hand form
WF: 212 x 101 x 51 mm DF: 215 x 102 x 65 mm M50: 193 x 90 x 50 mm M65: 192 x 90 x 65 mm		Between batches the average size and color may slightly differ.
Essential Characteristics - EN771-1		
 0620-CPR-97882		
Dimensional tolerances	T2	
Range	R1	
Active Soluble Salts	S2	
Mean Compressive strength	$\geq 20 \text{ N/mm}^2$	Tested to the bed face
Normalized Compressive strength	$\geq 20 \text{ N/mm}^2$	Tested to the bed face
Dimensional stability	NPD	
Bond Strength general	NPD	
Bond Strength thin layer	NPD	
Reaction to fire	A1	Category
Water absorption	$\leq 17\% \text{ m/md}$	
Water vapour permeability	5/10	
Net dry density	$1640 \text{ kg/m}^3 \text{ (D1)}$	
Gross dry density	$1530 \text{ kg/m}^3 \text{ (D1)}$	
Thermal conductivity Lambda 50/50	$\leq 0,55 \text{ W/m.K}$	
Durability against freeze thaw	F2	
Dangerous substances	NL-BSB	According to Annex ZA 3
Other Characteristics		
Initial rate of water absorption - Non-coated Bricks	$1,5 - 4,0 \text{ kg/m}^2 \cdot \text{min (IW3)}$	Value according EN771-1:2011 - 5.3.8
Initial rate of water absorption - Coated bricks	$0,5 - 1,5 \text{ kg/m}^2 \cdot \text{min (IW2)}$	Value according EN771-1:2011 - 5.3.8
Freeze/thaw resistance	Zeer vorstbestand	B 27-009
Thermal conductivity Lambda 90/90	$0,60 \text{ W/m.K}$	
Thermal conductivity Lambda Ui	$0,644 \text{ W/m.K}$	
Thermal conductivity Lambda Ue	$1,27 \text{ W/m.K}$	
		
Storage & handling		Cutting
<ul style="list-style-type: none"> - Store packs on a clean surface and cover them - Process from multiple packs at the same time - Follow the Vandersanden processing guidelines 		Cutting with power tools may generate dust. This dust may contain silica or quartz particulate which may constitute a hazard. Persons undertaking work of this nature are advised to wear dust masks (FFP3).
*All our Coated bricks are only coated on the facing sides. Coated products are specially labeled and recognisable with a "C" logo on the top left-hand side of the packaging. Always check if using coated or non-coated bricks. Match the mortar to the specified initial water absorption.		